

EJECUCION PRESUPUESTAL DE GASTOS  
PERIODO Enero A Abril VIGENCIA: 2016

Rubro	Concepto	Presupuesto Inicial	Modificaciones				Presupuesto Definitivo	Compromisos		Saldo por Comprometer	Obligaciones	Pagos	Cuentas por Pagar
			Adicion.	Reducc.	Créditos	Cont. créd.		Mes	Acumulado				
2	PRESUPUESTO DE GASTOS VIGENCIA 2016	20,994,114,816	7,413,334,872,264,235,960	246,752,519	246,752,519	26,143,213,729	799,001,113	10,413,069,679	15,730,144,049	8,476,659,736	4,884,940,163	3,591,719,572	
21	GASTOS DE FUNCIONAMIENTO	16,394,056,295	1,686,060,289,559,235,960	39,188,760	246,752,519	16,313,316,865	800,462,413	5,599,399,298	10,713,917,567	4,119,030,449	2,286,464,485	1,832,565,964	
2101	SERVICIOS PERSONALES	13,040,306,382	1,123,985,323,048,423,028	3,300,000	152,635,299	12,966,533,378	692,692,228	4,116,792,715	8,849,740,663	3,310,117,520	2,050,500,163	1,259,617,357	
210101	SERVICIOS PERSONALES ADMINISTRATIVO	1,811,301,512	546,364,438 576,802,143	0	52,300,000	1,728,563,807	106,225,002	611,240,162	1,117,323,645	391,094,200	273,505,297	117,588,903	
21010101	SERVICIOS PERSONALES ASOCIADOS A LA	694,319,107	0 0	0	0	694,319,107	54,959,284	210,112,068	484,207,039	206,202,068	155,152,784	51,049,284	
2101010101	SUELDOS PERSONAL NOMINA ADMINISTRATIVO	532,678,994	0 0	0	0	532,678,994	47,726,591	190,929,600	341,749,394	190,929,600	143,203,009	47,726,591	
2101010102	GASTOS DE REPRESENTACION	22,519,492	0 0	0	0	22,519,492	1,805,836	7,223,344	15,296,148	7,223,344	5,417,508	1,805,836	
2101010103	AUX. DE TRANSP. ADMINISTRATIVO	10,032,000	0 0	0	0	10,032,000	924,630	3,666,740	6,365,260	3,666,740	2,742,110	924,630	
2101010104	SUBS.DE ALIMENTAC.ADMINISTRATIVO	6,465,097	0 0	0	0	6,465,097	592,227	2,349,002	4,116,095	2,349,002	1,756,775	592,227	
2101010105	BONIFIC.X SERV.IPRESTADOS ADMINISTRATIVO	1,000	0 0	0	0	1,000	0	0	1,000	0	0	0	
2101010106	PRIMA DE SERVICIOS ADMINISTRATIVO	23,820,650	0 0	0	0	23,820,650	0	0	23,820,650	0	0	0	
2101010107	PRIMA DE NAVIDAD ADMINISTRATIVO	39,113,292	0 0	0	0	39,113,292	0	0	39,113,292	0	0	0	
2101010108	PRIMA DE VACACIONES ADMINISTRATIVO	31,686,967	0 0	0	0	31,686,967	0	1,841,057	29,845,910	1,841,057	1,841,057	0	
2101010109	DOCEAVA DE VACACIONES ADMINISTRATIVO	2,351,868	0 0	0	0	2,351,868	0	192,325	2,159,543	192,325	192,325	0	
2101010110	BONIFIC. ESPEC. DE RECREAC.ADMINISTRATIVO	2,959,328	0 0	0	0	2,959,328	0	0	2,959,328	0	0	0	
2101010111	INDEMNIZAC.X VACAC.ADMINISTRATIVO	14,090,419	0 0	0	0	14,090,419	0	0	14,090,419	0	0	0	
2101010112	DOTACIONES ADMINISTRATIVO	8,600,000	0 0	0	0	8,600,000	3,910,000	3,910,000	4,690,000	0	0	0	
21010102	SERVICIOS PERSONALES INDIRECTOS	839,314,718	546,364,438 576,802,143	0	52,300,000	756,577,013	32,091,000	343,659,129	412,917,884	127,423,167	60,883,548	66,539,619	
2101010201	HONORARIOS PROFESIONALES ADMINISTRATIVO	773,356,479	546,364,438 576,802,143	0	52,300,000	690,618,774	32,091,000	310,764,936	379,853,836	114,350,039	53,630,160	60,719,879	
2101010202	REMUNERAC.X SERV. TECN. ADMINISTRATIVO	15,000,000	0 0	0	0	15,000,000	0	14,999,923	77	10,199,922	4,380,182	5,819,740	
2101010203	HONORARIOS JUNTA DIRECTIVA	2,577,400	0 0	0	0	2,577,400	0	1,378,908	1,198,492	1,378,908	1,378,908	0	
2101010204	PERSONAL SUPERNUMERARIO ADMINISTRATIVO	48,380,839	0 0	0	0	48,380,839	0	16,515,362	31,865,477	1,494,298	1,494,298	0	
210101020401	SUELDOS SUPERNUM. ADMINISTRATIVO	30,686,566	0 0	0	0	30,686,566	0	11,039,035	19,647,531	950,710	950,710	0	
210101020402	CESANTIAS SUPERNUM. ADMINISTRATIVO	3,694,776	0 0	0	0	3,694,776	0	927,534	2,667,242	85,019	85,019	0	
210101020403	AUXILIO DE TRANSP SUPERNUM. ADMINISTRATIVO	1,292,000	0 0	0	0	1,292,000	0	95,830	1,196,170	69,930	69,930	0	
210101020404	PRIMA DE NAVIDAD SUPERNUM.ADMINISTRATIVO	3,694,776	0 0	0	0	3,694,776	0	927,534	2,667,242	85,019	85,019	0	
210101020405	SALUD SUPERNUM ADMINISTRATIVO	2,608,358	0 0	0	0	2,608,358	0	1,047,046	1,561,312	80,811	80,811	0	
210101020406	PENSION SUPERNUM. ADMINISTRATIVO	3,682,388	0 0	0	0	3,682,388	0	1,324,685	2,357,703	114,086	114,086	0	
210101020407	ARL SUPERNUM. ADMINISTRATIVO	160,184	0 0	0	0	160,184	0	160,184	0	23,159	23,159	0	
210101020408	SENA SUPERNUM. ADMINISTRATIVO	613,731	0 0	0	0	613,731	0	19,014	594,717	19,014	19,014	0	
210101020409	ICBF SUPERNUM. ADMINISTRATIVO	920,597	0 0	0	0	920,597	0	331,171	589,426	28,521	28,521	0	
210101020410	CAJA DE COMPENSAC. SUPERNUM	1,227,463	0 0	0	0	1,227,463	0	643,329	584,134	38,029	38,029	0	
21010103	APORTES PATRON. PLANTA SECTOR PRIVADO Y	277,667,687	0 0	0	0	277,667,687	19,174,718	57,468,965	220,198,722	57,468,965	57,468,965	0	
2101010301	APORTES PATRONALES SECTOR PRIVADO SSF	55,409,026	0 0	0	0	55,409,026	2,965,895	8,895,153	46,513,873	8,895,153	8,895,153	0	
210101030101	CESANTIAS FONDOS PRIVADOS SSF	1,000,000	0 0	0	0	1,000,000	0	0	1,000,000	0	0	0	
210101030102	PENSIONES FONDOS PRIVADOS SSF	18,021,181	0 0	0	0	18,021,181	942,480	2,826,960	15,194,221	2,826,960	2,826,960	0	
210101030103	SALUD EPS PRIVADA SSF	24,582,968	0 0	0	0	24,582,968	1,915,220	5,745,703	18,837,265	5,745,703	5,745,703	0	

*Amal*

EJECUCION PRESUPUESTAL DE GASTOS  
PERIODO Enero A Abril VIGENCIA: 2016

Rubro	Concepto	Presupuesto Inicial	Modificaciones				Presupuesto Definitivo	Compromisos		Saldo por Comprometer	Obligaciones	Pagos	Cuentas por Pagar
			Adicion.	Reducc.	Créditos	Cont.créd.		Mes	Acumulado				
210101030104	RIESGOS PROFESIONALES SECTOR PRIVADO SSF	11,804,877	0	0	0	0	11,804,877	108,195	322,490	11,482,387	322,490	322,490	0
2101010302	APORTES PATRONALES SECTOR PRIVADO CSF	77,470,269	0	0	0	0	77,470,269	6,416,808	19,063,778	58,406,491	19,063,778	19,063,778	0
210101030201	CESANTIAS FONDOS PRIVADOS CSF	3,000,000	0	0	0	0	3,000,000	0	0	3,000,000	0	0	0
210101030202	PENSIONES FONDOS PRIVADOS CSF	25,962,886	0	0	0	0	25,962,886	1,974,420	5,793,611	20,169,275	5,793,611	5,793,611	0
210101030203	SALUD EPS PRIVADAS CSF	22,608,903	0	0	0	0	22,608,903	2,295,765	6,854,910	15,753,993	6,854,910	6,854,910	0
210101030204	RIESGOS PROFESIONALES SECTOR PRIVADO CSF	1,093,259	0	0	0	0	1,093,259	140,999	419,995	673,264	419,995	419,995	0
210101030205	CAJA DE COMPENSACION CSF	24,805,221	0	0	0	0	24,805,221	2,005,624	5,995,262	18,809,959	5,995,262	5,995,262	0
2101010303	APORTES PATRONALES SECTOR PUBLICO SSF	81,536,413	0	0	0	0	81,536,413	3,660,460	10,981,320	70,556,093	10,981,320	10,981,320	0
210101030301	CESANTIAS FONDOS PUBLICOS SSF	60,441,148	0	0	0	0	60,441,148	1,898,980	5,696,940	54,744,208	5,696,940	5,696,940	0
210101030302	PENSIONES FONDOS PUBLICOS SSF	21,095,265	0	0	0	0	21,095,265	1,761,480	5,284,380	15,810,885	5,284,380	5,284,380	0
2101010304	APORTES PATRONALES SECTOR PUBLICO CSF	63,251,979	0	0	0	0	63,251,979	6,131,555	18,528,714	44,723,265	18,528,714	18,528,714	0
210101030401	CESANTIAS FONDOS PUBLICOS CSF	20,085,226	0	0	0	0	20,085,226	2,357,167	7,232,458	12,852,768	7,232,458	7,232,458	0
210101030402	PENSIONES FONDOS PUBLICOS CSF	11,544,486	0	0	0	0	11,544,486	1,267,320	3,802,140	7,742,346	3,802,140	3,802,140	0
210101030403	SENA ADMINISTRATIVO	12,684,419	0	0	0	0	12,684,419	1,002,827	2,997,646	9,686,773	2,997,646	2,997,646	0
210101030404	ICBF ADMINISTRATIVO	18,937,848	0	0	0	0	18,937,848	1,504,241	4,496,470	14,441,378	4,496,470	4,496,470	0
210102	SERVICIOS PERSONALES OPERATIVO	11,229,004,870	577,620,885	471,620,885	3,300,000	100,335,299	11,237,969,571	586,467,226	3,505,552,553	7,732,417,018	2,919,023,320	1,776,994,866	1,142,028,454
21010201	SERVICIOS PERSONALES ASOCIADOS A LA	6,567,897,343	0	0	3,300,000	0	6,571,197,343	421,638,071	1,675,624,594	4,895,572,749	1,664,969,536	1,224,666,305	440,323,231
2101020101	SUELDOS PERSONAL DE NOMINA OPERATIVO	4,861,324,597	0	0	0	0	4,861,324,597	360,430,450	1,415,933,199	3,445,391,398	1,415,933,199	1,054,582,423	361,350,776
2101020102	HORAS EXTRAS, DOMINICALES, FESTIVOS,	442,000,000	0	0	0	0	442,000,000	32,532,809	145,096,462	296,903,538	145,096,462	112,563,653	32,532,809
2101020103	AUXILIO DE TRANSPORTE	44,688,000	0	0	0	0	44,688,000	3,390,310	13,063,960	31,624,040	13,063,960	9,673,650	3,390,310
2101020104	SUBSIDIO DE ALIMENTACION	59,361,336	0	0	0	0	59,361,336	4,571,099	18,038,016	41,323,320	18,038,016	13,466,917	4,571,099
2101020105	BONIFICACION POR SERVICIOS PRESTADOS	1,000	0	0	0	0	1,000	0	0	1,000	0	0	0
2101020106	PRIMA DE SERVICIOS	207,212,444	0	0	0	0	207,212,444	0	6,967,514	200,244,930	6,967,514	0	6,967,514
2101020107	PRIMA DE NAVIDAD	326,337,678	0	0	0	0	326,337,678	0	2,478,899	323,858,779	1,974,371	0	1,974,371
2101020108	PRIMA DE VACACIONES	256,452,270	0	0	0	0	256,452,270	10,620,046	49,587,764	206,864,506	49,174,499	29,490,980	19,683,519
2101020109	DOCEAVA DE VACACIONES	292,559,457	0	0	0	0	292,559,457	789,357	3,129,527	289,429,930	3,103,349	1,953,002	1,150,347
2101020110	BONIFICACION ESPECIAL DE RECREACION	27,007,359	0	0	0	0	27,007,359	0	0	27,007,359	0	0	0
2101020111	INDEMNIZACION POR VACACIONES	16,549,602	0	0	0	0	16,549,602	0	12,025,253	4,524,349	11,638,166	2,935,680	8,702,486
2101020112	DOTACIONES OPERATIVO	34,400,000	0	0	0	0	34,400,000	9,304,000	9,304,000	25,096,000	0	0	0
2101020113	BONIFICACION ESPECIAL PERMANENTE	3,600	0	0	0	0	3,600	0	0	3,600	0	0	0
2101020114	HOSPEDAJE Y ALIMENTACION PARA	0	0	0	3,300,000	0	3,300,000	0	0	3,300,000	0	0	0
21010202	SERVICIOS PERSONALES INDIRECTOS OPERATIVO	218,886,547	577,620,885	471,620,885	0	100,335,299	2,224,551,248	-61,507	1,342,046,278	882,504,970	766,152,103	67,721,095	698,431,008
2101020201	HONORARIOS PROFESIONALES	877,433,416	312,384,925	412,384,925	0	0	777,433,416	0	385,923,171	391,510,245	270,325,891	47,167,220	223,158,671
2101020202	REMUNERACION POR SERVICIOS TECNICOS	847,048,544	265,235,960	59,235,960	0	100,335,299	952,713,245	0	939,421,112	13,292,133	484,277,974	18,583,425	465,694,549
2101020203	PERSONAL SUPERNUMERARIO OPERATIVO	494,404,587	0	0	0	0	494,404,587	-61,507	16,701,995	477,702,592	11,548,238	1,970,450	9,577,788
210102020301	SUELDOS SUPERNUMERARIO OPERATIVO	272,959,134	0	0	0	0	272,959,134	0	10,860,404	262,098,730	7,392,102	1,320,817	6,071,285
210102020302	HORAS EXTRAS, DOMINICALES, FESTIVOS	50,000,000	0	0	0	0	50,000,000	0	421,492	49,578,508	421,492	0	421,492

kw

EJECUCION PRESUPUESTAL DE GASTOS  
PERIODO Enero A Abril VIGENCIA: 2016

Rubro	Concepto	Presupuesto Inicial	Modificaciones				Presupuesto Definitivo	Compromisos		Saldo por Comprometer	Obligaciones	Pagos	Cuentas por Pagar
			Adicion.	Reducc.	Créditos	Cont.créd.		Mes	Acumulado				
210102020303	AUXILIO DE TRANSPORTE SUPERNUMERARIOS	3,230,000	0	0	0	0	3,230,000	-46,620	0	3,230,000	0	0	0
210102020304	PRIMA DE NAVIDAD SUPERNUMERARIOS	31,594,431	0	0	0	0	31,594,431	0	908,555	30,685,876	619,646	113,908	505,738
210102020305	CESANTIAS SUPERNUMERARIO OPERATIVO	33,480,793	0	0	0	0	33,480,793	0	908,555	32,572,238	619,646	113,908	505,738
210102020306	SALUD SUPERNUMERARIOS OPERATIVO	27,451,526	0	0	0	0	27,451,526	-3,962	958,962	26,492,564	664,156	112,270	551,886
210102020307	PENSION SUPERNUMERARIO OPERATIVO	38,755,096	0	0	0	0	38,755,096	-5,595	1,353,826	37,401,270	937,630	158,497	779,133
210102020308	RIESGOS LABORALES SUPERNUMERARIOS	7,867,285	0	0	0	0	7,867,285	-1,135	274,829	7,592,456	190,341	32,176	158,165
210102020309	SENA SUPERNUMERARIOS OPERATIVO	6,459,183	0	0	0	0	6,459,183	-932	225,638	6,233,545	156,272	26,417	129,855
210102020310	ICBF SUPERNUMERARIOS OPERATIVO	9,688,774	0	0	0	0	9,688,774	-1,398	338,458	9,350,316	234,409	39,625	194,784
210102020311	CAJA DE COMPENSACION SUPERNUMERARIOS	12,918,365	0	0	0	0	12,918,365	-1,855	451,276	12,467,089	312,544	52,832	259,712
21010203	APORTES PATRONALES AL SECTOR PRIVADO Y	2,299,510,279	0	0	0	0	2,299,510,279	160,372,296	471,052,328	1,828,457,951	471,052,328	471,052,328	0
2101020301	APORTES PATRONALES SECTOR PRIVADO SSF	256,650,529	0	0	0	0	256,650,529	21,349,993	63,917,431	192,733,098	63,917,431	63,917,431	0
210102030101	CESANTIAS FONDOS PRIVADOS SSF	1,000,000	0	0	0	0	1,000,000	129,200	387,600	612,400	387,600	387,600	0
210102030102	PENSIONES FONDOS PRIVADOS SSF	94,373,750	0	0	0	0	94,373,750	9,315,480	28,040,400	66,333,350	28,040,400	28,040,400	0
210102030103	SALUD EPS PRIVADAS SSF	130,207,709	0	0	0	0	130,207,709	11,905,313	35,489,431	94,718,278	35,489,431	35,489,431	0
210102030104	RIESGOS PROFESIONALES SECTOR PRIVADO SSF	31,069,070	0	0	0	0	31,069,070	0	0	31,069,070	0	0	0
2101020302	APORTES PATRONALES SECTOR PRIVADO CSF	983,914,341	0	0	0	0	983,914,341	70,762,390	207,594,276	776,320,065	207,594,276	207,594,276	0
210102030201	CESANTIAS FONDOS PRIVADOS CSF	21,384,209	0	0	0	0	21,384,209	365,630	1,088,594	20,295,615	1,088,594	1,088,594	0
210102030202	PENSIONES FONDOS PRIVADOS CSF	293,784,819	0	0	0	0	293,784,819	24,005,445	70,682,642	223,102,177	70,682,642	70,682,642	0
210102030203	SALUD EPS PRIVADAS CSF	317,470,070	0	0	0	0	317,470,070	21,861,753	63,731,528	253,738,542	63,731,528	63,731,528	0
210102030204	RIESGOS PROFESIONALES SECTOR PRIVADO CSF	117,140,779	0	0	0	0	117,140,779	8,842,386	26,074,374	91,066,405	26,074,374	26,074,374	0
210102030205	CAJA DE COMPENSACION CSF	234,134,464	0	0	0	0	234,134,464	15,687,176	46,017,138	188,117,326	46,017,138	46,017,138	0
2101020303	APORTES PATRONALES SECTOR PUBLICO SSF	242,957,432	0	0	0	0	242,957,432	19,829,000	58,567,374	184,390,058	58,567,374	58,567,374	0
210102030301	CESANTIAS FONDOS PUBLICOS SSF	149,769,497	0	0	0	0	149,769,497	12,337,880	36,505,830	113,263,667	36,505,830	36,505,830	0
210102030302	PENSIONES FONDOS PUBLICOS SSF	93,187,935	0	0	0	0	93,187,935	7,491,120	22,061,544	71,126,391	22,061,544	22,061,544	0
210102030304	APORTES PATRONALES SECTRO PUBLICO CSF	815,987,977	0	0	0	0	815,987,977	48,430,913	140,973,247	675,014,730	140,973,247	140,973,247	0
210102030401	CESANTIAS FONDOS PUBLICOS CSF	363,777,039	0	0	0	0	363,777,039	21,983,101	64,094,780	299,682,259	64,094,780	64,094,780	0
210102030402	PENSIONES FONDOS PUBLICOS CSF	159,525,598	0	0	0	0	159,525,598	6,839,280	19,359,383	140,166,215	19,359,383	19,359,383	0
210102030403	SENA OPERATIVO	117,398,224	0	0	0	0	117,398,224	7,844,673	23,012,054	94,386,170	23,012,054	23,012,054	0
210102030404	ICBF OPERATIVO	175,287,116	0	0	0	0	175,287,116	11,763,859	34,507,030	140,780,086	34,507,030	34,507,030	0
21010204	OTROS SERVICIOS PERSONALES POR CONTRATO	142,710,701	0	0	0	0	142,710,701	4,518,366	16,829,353	125,881,348	16,829,353	13,555,138	3,274,215
2101020401	OTROS SERVICIOS PERSONALES CONTRATO	107,810,425	0	0	0	0	107,810,425	3,274,215	13,096,860	94,713,565	13,096,860	9,822,645	3,274,215
210102040101	SUELDOS-CONTRATO	80,291,394	0	0	0	0	80,291,394	3,041,115	12,164,460	68,126,934	12,164,460	9,123,345	3,041,115
210102040102	AUXILIO DE TRANSPORTE-CONTRATO	6,229,440	0	0	0	0	6,229,440	233,100	932,400	5,297,040	932,400	699,300	233,100
210102040103	AUXILIO ALIMENTACION CONTRATO	4,114,152	0	0	0	0	4,114,152	0	0	4,114,152	0	0	0
210102040104	PRIMA DE SERVICIOS-CONTRATO	3,776,458	0	0	0	0	3,776,458	0	0	3,776,458	0	0	0
210102040105	PRIMA DE NAVIDAD-CONTRATO	8,195,438	0	0	0	0	8,195,438	0	0	8,195,438	0	0	0
210102040106	PRIMA DE VACACIONES-CONTRATO	3,933,810	0	0	0	0	3,933,810	0	0	3,933,810	0	0	0

*Anal*

EJECUCION PRESUPUESTAL DE GASTOS  
PERIODO Enero A Abril VIGENCIA: 2016

Rubro	Concepto	Presupuesto Inicial	Modificaciones				Presupuesto Definitivo	Compromisos		Saldo por Comprometer	Obligaciones	Pagos	Cuentas por Pagar
			Adicion.	Reducc.	Créditos	Cont.créd.		Mes	Acumulado				
210102040107	DOCEAVA DE VACACIONES -CONTRATO	823,670	0	0	0	0	823,670	0	0	823,670	0	0	0
210102040108	BONIFICACION ESPECIAL DE	446,063	0	0	0	0	446,063	0	0	446,063	0	0	0
2101020402	APORTES PATRONALES Y PARAFISCALES	34,900,276	0	0	0	0	34,900,276	1,244,151	3,732,493	31,167,783	3,732,493	3,732,493	0
210102040201	CESANTIAS FNA-CONTRATO	8,878,391	0	0	0	0	8,878,391	272,851	818,553	8,059,838	818,553	818,553	0
210102040202	PENSIONES-CONTRATO	9,634,967	0	0	0	0	9,634,967	364,920	1,094,760	8,540,207	1,094,760	1,094,760	0
210102040203	SALUD EPS-CONTRATO	6,824,768	0	0	0	0	6,824,768	258,380	775,180	6,049,588	775,180	775,180	0
210102040204	RIESGOS LABORALES-CONTRATO	1,955,898	0	0	0	0	1,955,898	74,100	222,300	1,733,598	222,300	222,300	0
210102040205	CAJA DE COMPENSACION CSF-CONTRATO	3,380,557	0	0	0	0	3,380,557	121,800	365,400	3,015,157	365,400	365,400	0
210102040206	SENA-CONTRATO	1,690,278	0	0	0	0	1,690,278	60,900	182,700	1,507,578	182,700	182,700	0
210102040207	ICBF-CONTRATO	2,535,417	0	0	0	0	2,535,417	91,200	273,600	2,261,817	273,600	273,600	0
2102	GASTOS GENERALES	3,353,749,913	562,074,966	510,812,932	35,888,760	94,117,220	3,346,783,487	107,770,185	1,482,806,583	1,864,176,904	808,912,929	235,964,322	572,948,607
210201	GASTOS GENERALES ADMINISTRATIVO	550,273,020	0	0	2,000,000	28,718,851	523,554,169	16,287,261	153,142,630	370,411,539	102,396,946	59,997,664	42,399,282
21020101	ADQUISICION DE BIENES	58,563,835	0	0	0	12,117,500	46,446,335	68,600	23,616,600	22,829,735	12,177,505	3,642,023	8,535,482
2102010101	MATERIALES Y SUMINISTROS	7,400,000	0	0	0	0	7,400,000	0	7,400,000	0	7,400,000	0	7,400,000
2102010102	COMPRA DE EQUIPOS Y PROGRAMAS	30,000,000	0	0	0	12,117,500	17,882,500	0	0	17,882,500	0	0	0
2102010103	IMPLEMENTOS DE ASEO Y CAFETERIA	4,000,000	0	0	0	0	4,000,000	0	0	4,000,000	0	0	0
2102010104	COMBUSTIBLES, LUBRICANTES, LLANTAS E	16,163,835	0	0	0	0	16,163,835	0	16,150,000	13,835	4,710,905	3,575,423	1,135,482
2102010105	OTRAS ADQUISICIONES DE BIENES	1,000,000	0	0	0	0	1,000,000	66,600	66,600	933,400	66,600	66,600	0
21020102	ADQUISICION DE SERVICIOS	491,709,185	0	0	2,000,000	16,601,351	477,107,834	16,220,661	129,526,030	347,581,804	90,219,441	56,355,641	33,863,800
2102010201	CAPACITACION	5,053,288	0	0	0	0	5,053,288	0	301,752	4,751,536	301,752	301,752	0
2102010202	BIENESTAR SOCIAL	13,114,406	0	0	0	0	13,114,406	0	13,114,406	0	13,114,406	3,000,000	10,114,406
2102010203	INCENTIVOS	1,000,000	0	0	0	0	1,000,000	0	0	1,000,000	0	0	0
2102010204	SALUD OCUPACIONAL	1,286,400	0	0	0	0	1,286,400	0	0	1,286,400	0	0	0
2102010205	VIATICOS Y GASTOS DE VIAJE	9,000,000	0	0	0	0	9,000,000	691,401	2,659,475	6,340,525	2,659,475	2,475,300	184,175
2102010206	COMUNICACIONES, TRANSPORTE Y MENSAJERIA	1,300,000	0	0	0	0	1,300,000	0	1,200,000	100,000	411,200	0	411,200
2102010207	MANTENIMIENTO VEHICULOS ADM	15,000,000	0	0	0	0	15,000,000	0	15,000,000	0	0	0	0
2102010208	SERVICIOS PUBLICOS-ADMINISTRATIVO	71,077,688	0	0	0	0	71,077,688	5,529,260	25,576,870	45,500,818	25,576,870	24,672,689	904,181
2102010209	SEGUROS-ADMINISTRATIVO	16,370,000	0	0	2,000,000	0	18,370,000	0	16,359,000	2,011,000	15,866,166	0	15,866,166
2102010210	SERVICIOS GENERALES Y ASEO	143,078,578	0	0	0	13,771,260	129,307,318	0	0	129,307,318	0	0	0
2102010211	VIGILANCIA	59,452,280	0	0	0	0	59,452,280	0	399,200	59,053,080	200,371	0	200,371
2102010212	IMPRESOS Y PUBLICACIONES	12,340,305	0	0	0	0	12,340,305	5,000,000	5,000,000	7,340,305	0	0	0
2102010213	ARRENDAMIENTO BIENES MUEBLES E INMUEBLES	90,382,240	0	0	0	2,830,091	87,552,149	0	37,376,500	50,175,649	24,785,900	24,785,900	0
2102010214	ARRENDAMIENTO FOTOCOPIADORA	12,834,000	0	0	0	0	12,834,000	5,000,000	11,183,333	1,650,667	6,183,301	0	6,183,301
2102010215	COMISIONES, INTERESES Y DEMAS GASTOS	4,000,000	0	0	0	0	4,000,000	0	235,494	3,764,506	0	0	0
2102010216	GASTOS Y COSTAS JUDICIALES	4,120,000	0	0	0	0	4,120,000	0	1,120,000	3,000,000	1,120,000	1,120,000	0
2102010217	OTRAS ADQUISICIONES DE SERVICIOS	1,000,000	0	0	0	0	1,000,000	0	0	1,000,000	0	0	0
2102010218	IMPUESTOS, TASAS, CONTRIBUCIONES,	4,000,000	0	0	0	0	4,000,000	0	0	4,000,000	0	0	0

*April*

EJECUCION PRESUPUESTAL DE GASTOS  
PERIODO Enero A Abril VIGENCIA: 2016

Rubro	Concepto	Presupuesto Inicial	Modificaciones				Presupuesto Definitivo	Compromisos		Saldo por Comprometer	Obligaciones	Pagos	Cuentas por Pagar
			Adicion.	Reducc.	Créditos	Cont.créd.		Mes	Acumulado				
2102010219	SENTENCIAS Y CONCILIACIONES	10,300,000	0	0	0	0	10,300,000	0	0	10,300,000	0	0	0
2102010223	TRANSFERENCIAS CORRIENTES SECTOR PUBLICO	17,000,000	0	0	0	0	17,000,000	0	0	17,000,000	0	0	0
210201022301	SUPERINTENDENCIA NACIONAL DE SALUD	6,000,000	0	0	0	0	6,000,000	0	0	6,000,000	0	0	0
210201022302	CONTRALORIA MUNICIPAL DE IBAGUE	1,000,000	0	0	0	0	1,000,000	0	0	1,000,000	0	0	0
210201022303	DESTINATARIOS DE OTRAS TRANSFERENCIAS	10,000,000	0	0	0	0	10,000,000	0	0	10,000,000	0	0	0
210202	GASTOS GENERALES OPERATIVO	1,758,214,733	434,370,432	510,812,932	33,888,760	65,398,369	1,650,262,624	61,796,154	721,420,633	928,841,991	459,645,224	175,966,658	283,678,566
21020201	ADQUISICION DE BIENES	174,755,341	48,557,500	25,000,000	12,117,500	0	210,430,341	0	144,117,368	66,312,973	116,168,220	8,720,878	107,447,342
2102020101	MATERIALES Y SUMINISTROS	29,600,000	0	0	0	0	29,600,000	0	19,292,368	10,307,632	19,292,368	0	19,292,368
2102020102	COMPRA DE EQUIPOS Y PROGRAMAS	73,500,000	48,557,500	25,000,000	12,117,500	0	109,175,000	0	85,375,000	23,800,000	85,375,000	0	85,375,000
2102020103	IMPLEMENTOS DE ASEO Y CAFETERIA	6,000,000	0	0	0	0	6,000,000	0	0	6,000,000	0	0	0
2102020104	COMBUSTIBLES, LUBRICANTES, LLANTAS E	64,655,341	0	0	0	0	64,655,341	0	39,450,000	25,205,341	11,500,852	8,720,878	2,779,974
2102020105	OTRAS ADQUISICIONES DE BIENES	1,000,000	0	0	0	0	1,000,000	0	0	1,000,000	0	0	0
21020202	ADQUISICION DE SERVICIOS	1,583,459,392	385,812,932	485,812,932	21,771,260	65,398,369	1,439,832,283	61,796,154	577,303,265	862,529,018	343,477,004	167,245,780	176,231,224
2102020201	CAPACITACION	5,141,760	0	0	0	0	5,141,760	0	0	5,141,760	0	0	0
2102020202	BIENESTAR SOCIAL	70,795,516	0	0	0	0	70,795,516	0	70,795,516	0	70,795,516	0	70,795,516
2102020203	INCENTIVOS	1,000,000	0	0	0	0	1,000,000	0	0	1,000,000	0	0	0
2102020204	SALUD OCUPACIONAL	5,141,760	0	0	0	0	5,141,760	0	0	5,141,760	0	0	0
2102020205	VIATICOS Y GASTOS DE VIAJE	17,000,000	0	0	0	0	17,000,000	2,284,603	4,159,615	12,840,385	3,965,952	3,128,107	837,845
2102020206	COMUNICACIONES Y TRANSPORTE	5,000,000	0	0	0	0	5,000,000	0	0	5,000,000	0	0	0
2102020207	SERVICIOS PUBLICOS	359,051,358	0	0	0	0	359,051,358	32,814,308	116,224,567	242,826,791	116,224,567	113,759,830	2,464,737
2102020208	SEGUROS	65,480,000	0	0	21,771,260	0	87,251,260	1,372,243	81,499,103	5,752,157	79,592,378	43,207,843	36,384,535
2102020209	PUBLICIDAD	26,000,000	0	0	0	0	26,000,000	0	0	26,000,000	0	0	0
2102020210	IMPRESOS Y PUBLICACIONES	49,361,220	0	0	0	0	49,361,220	25,325,000	26,375,000	22,986,220	1,050,000	1,050,000	0
2102020211	MANTENIMIENTO VEHICULOS	100,000,000	0	0	0	0	100,000,000	0	99,988,800	11,200	0	0	0
2102020212	VIGILANCIA	240,427,118	0	0	0	18,294,141	222,132,977	0	124,072,481	98,060,496	55,887,065	0	55,887,065
2102020213	SERVICIOS GENERALES Y ASEO	572,314,313	370,812,932	470,812,932	0	47,104,228	425,210,085	0	0	425,210,085	0	0	0
2102020214	RECOLECCION DE DESECHOS HOSPITALARIOS	26,746,347	15,000,000	15,000,000	0	0	26,746,347	0	26,746,347	0	6,480,914	0	6,480,914
2102020215	ARRENDAMIENTOS BIENES MUEBLES E	35,000,000	0	0	0	0	35,000,000	0	26,941,836	8,058,164	8,980,612	5,600,000	3,380,612
2102020216	OTRAS ADQUISICIONES DE SERVICIOS	5,000,000	0	0	0	0	5,000,000	0	500,000	4,500,000	500,000	500,000	0
210203	MANTENIMIENTO HOSPITALARIO	1,045,262,160	127,704,534	0	0	0	1,172,966,694	29,686,770	608,043,320	564,923,374	246,870,759	0	246,870,759
21020301	MATENIMIENTO HOSPITALARIO AMINISTRATIVO	205,000,000	45,000,000	0	0	0	250,000,000	0	33,641,200	216,358,800	18,662,759	0	18,662,759
2102030101	MATENIMIENTO HOSPITALARIO BIENES	5,000,000	25,000,000	0	0	0	30,000,000	0	0	30,000,000	0	0	0
2102030102	MATENIMIENTO HOSPITALARIOSERVICIOS	200,000,000	20,000,000	0	0	0	220,000,000	0	33,641,200	186,358,800	18,662,759	0	18,662,759
21020302	MATENIMIENTO HOSPITALARIO OPERATIVO	840,262,160	82,704,534	0	0	0	922,966,694	29,686,770	574,402,120	348,564,574	228,208,000	0	228,208,000
2102030201	MATENIMIENTO HOSPITALARIO BIENES	70,000,000	35,000,000	0	0	0	105,000,000	0	7,404,750	97,595,250	34,375	0	34,375
2102030202	MATENIMIENTO HOSPITALARIO SERVICIOS	770,262,160	47,704,534	0	0	0	817,966,694	29,686,770	566,997,370	250,969,324	228,173,625	0	228,173,625
22	GASTOS DE OPERACION	1,145,290,608	1,879,501,295	405,000,000	0	0	2,619,791,903	-1,461,300	787,732,000	1,832,059,903	342,085,297	107,947,457	234,137,840


laura

EJECUCION PRESUPUESTAL DE GASTOS  
PERIODO Enero A Abril VIGENCIA: 2016

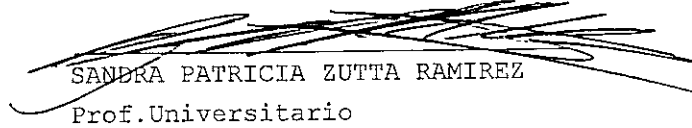
Rubro	Concepto	Presupuesto Inicial	Modificaciones				Presupuesto Definitivo	Compromisos		Saldo por Comprometer	Obligaciones	Pagos	Cuentas por Pagar
			Adicion.	Reducc.	Créditos	Cont. créd.		Mes	Acumulado				
2201	GASTOS DE COMERCIALIZACION	1,145,290,608	1,879,501,295	405,000,000	0	0	2,619,791,903	-1,461,300	787,732,000	1,832,059,903	342,085,297	107,947,457	234,137,840
220101	COMPRA DE BIENES PARA LA VENTA	1,145,288,608	843,458,309	405,000,000	0	0	1,583,746,917	-1,461,300	787,732,000	796,014,917	342,085,297	107,947,457	234,137,840
22010101	COMPRA DE MEDICAMENTOS	493,780,109	150,000,000	50,000,000	0	0	593,780,109	0	409,850,000	183,930,109	205,360,841	84,351,677	121,009,164
22010102	MATERIAL MEDICO-QUIRURGICO	101,818,500	360,404,002	25,000,000	0	0	437,222,502	-1,543,300	265,100,000	172,122,502	80,753,031	23,513,780	57,239,251
22010103	COMPRA INSUMOS Y OTROS BIENES CAMPAÑAS	6,600,000	155,343,157	0	0	0	161,943,157	0	2,500,000	159,443,157	0	0	0
22010104	MATERIAL PARA ODONTOLOGIA	291,000,000	82,711,150	230,000,000	0	0	143,711,150	82,000	82,000	143,629,150	82,000	82,000	0
22010105	INSUMOS LABORATORIO	252,089,999	95,000,000	100,000,000	0	0	247,089,999	0	110,200,000	136,889,999	55,889,425	0	55,889,425
220102	COMPRA SERVICIOS PARA LA VENTA	2,000	1,036,042,986	0	0	0	1,038,044,986	0	0	1,036,044,986	0	0	0
22010201	COMPRA DE SERVICIOS PARA LA VENTA	1,000	0	0	0	0	1,000	0	0	1,000	0	0	0
22010202	COMPRA DE SERVICIOS PARA LA VENTA-GASTOS	1,000	1,036,042,986	0	0	0	1,036,043,986	0	0	1,036,043,986	0	0	0
23	GASTOS DE INVERSION	3,154,765,913	5,713,810	0	0	0	3,160,479,723	0	0	3,160,479,723	0	0	0
2301	INFRAESTRUCTURA	3,054,763,913	5,713,810	0	0	0	3,060,477,723	0	0	3,060,477,723	0	0	0
230101	INFRAESTRUCTURA PROPIA DEL SECTOR	3,054,763,913	5,713,810	0	0	0	3,060,477,723	0	0	3,060,477,723	0	0	0
2302	DOTACION	100,002,000	0	0	0	0	100,002,000	0	0	100,002,000	0	0	0
230201	DOTACION DE HOSPITALES, CENTROS DE SALUD Y	100,000,000	0	0	0	0	100,000,000	0	0	100,000,000	0	0	0
230202	ADQUISICION DE EQUIPO DE LABORATORIO	1,000	0	0	0	0	1,000	0	0	1,000	0	0	0
230203	ADQUISICION DE EQUIPO CLINICO	1,000	0	0	0	0	1,000	0	0	1,000	0	0	0
24	SERVICIO DE LA DEUDA	2,000	0	0	0	0	2,000	0	0	2,000	0	0	0
2401	AMORTIZACION	1,000	0	0	0	0	1,000	0	0	1,000	0	0	0
2402	INTERESES	1,000	0	0	0	0	1,000	0	0	1,000	0	0	0
25	CUENTAS POR PAGAR	300,000,000	3,842,059,479	300,000,000	207,563,759	0	4,049,623,238	0	4,025,938,381	23,684,856	4,015,543,989	2,490,528,221	1,525,015,767
2501	RESERVA PRESUPUESTAL	0	0	0	207,563,759	0	207,563,759	0	207,563,759	0	197,169,369	186,969,369	10,200,000
2502	CXP GASTOS GENERALES ADMINISTRATIVO	300,000,000	77,995,925	300,000,000	0	0	77,995,925	0	77,995,925	0	77,995,925	45,443,118	32,552,807
2503	CXP SERVICIOS PERSONALES ADMINISTRATIVO	0	282,513,389	0	0	0	282,513,389	0	282,513,389	0	282,513,389	190,260,058	92,253,331
2504	CXP SERVICIOS PERSONALES OPERATIVO	0	1,026,157,547	0	0	0	1,026,157,547	0	1,026,157,547	0	1,026,157,547	746,183,144	277,974,403
2505	CXP GASTOS GENERALES OPERATIVO	0	658,029,178	0	0	0	658,029,178	0	658,029,177	0	658,029,177	309,809,967	348,219,209
2506	CXP GASTOS DE OPERACION COMERCIAL	0	829,167,546	0	0	0	829,167,546	0	829,167,546	0	829,167,546	478,832,900	350,334,646
2507	CXP MANTENIMIENTO HOSPITALARIO	0	579,082,143	0	0	0	579,082,143	0	579,082,144	-1	579,082,143	380,265,022	198,817,121
2508	CXP INVERSION	0	336,378,893	0	0	0	336,378,893	0	336,378,893	0	336,378,893	149,514,643	186,864,250
2509	CXP CONVENIOS	0	29,050,000	0	0	0	29,050,000	0	29,050,000	0	29,050,000	1,250,000	27,800,000
2510	PASIVOS EXIGIBLES - VIGENCIAS EXPIRADAS	0	23,684,858	0	0	0	23,684,858	0	0	23,684,858	0	0	0

*Handwritten signature*

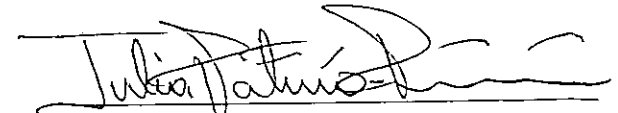
Rubro	Concepto	Presupuesto Inicial	Modificaciones				Presupuesto Definitivo	Compromisos		Saldo por Comprometer	Obligaciones	Pagos	Cuentas por Pagar
			Adicion.	Reducc.	Créditos	Cont. créd.		Mes	Acumulado				
GRAN TOTAL		20,994,114,816	7,413,334,873	***,***,***	246,752,519	246,752,519	26,143,213,729	799,001,113	10,413,069,679	15,730,144,049	8,476,659,736	4,884,940,163	3,691,719,672



ELSA GRACIELA MARTINEZ ECHEVERRY  
Gerente (E)



SANDRA PATRICIA ZUTTA RAMIREZ  
Prof. Universitario



JULIA PATRICIA RINCON DEL CAMPO  
Prof. Especializado Financiera